

Highlights:

- Elegant design to blend in with any environment
- Compatible with EU (80x80 mm) installation materials
- Signal transmission over twisted pair (CAT5E) or better cabling
- Signal transmission insensitive for interference and noise


Product information:

The WP210 is a remote wall mixer that can be used in combination with various AUDAC hardware (ARES5A, MTX series, AMP523 and more). It converts the signal coming from a stereo line-level audio source (such as a tuner, mobile devices, ...) or balanced microphone to the level corresponding to the differential signal input making it possible to transfer high-quality audio over long distances between the wall panel and the loudspeaker, by just using inexpensive twisted-pair CAT5e or better cabling. On the front side of the wall panel, there is a 3.5 mm jack stereo line input connection available together with a balanced XLR microphone input, both provided with their own knob which allows the signals to be mixed together.

The WP210 is available in 2 colours (White - RAL9003 & Black - RAL9005) and is compatible with most standard EU (80x80 mm) style in-wall boxes for solid and hollow walls. With the Elegant ABS front panel with glass, it will blend into any environment

Applications:

- Education
- Retail
- Bars & Restaurants
- Corporate



System specifications:

Outputs	Level	+12 dB	
		0 dB	
Inputs	Wall Panel	Type	3.5 mm jack stereo line input connection
			XLR microphone input connection
			Mic & Line inputs on rear for permanent connections
Connection			3.5 mm jack input (Stereo line input)
			Female XLR input connector (Microphone input)
			6-pin terminal block (3.81 mm pitch) input connection on rear (duplicated line & mic inputs)
			8-pin terminal block (3.81 mm pitch) output connection
Control			Individual input level control for Mic & Line
			Phantom power (DIP switch on rear)
			Low-cut (Mic) enable / disable (DIP switch on rear)
			Mono / Stereo (DIP switch on rear)

Product Features:

Dimensions			80 x 80 mm (W x H) (Remote wall panel)
Colours			Black (RAL9005) (WP210/B)
			White (RAL9003) (WP210/W)
Front finish			Elegant ABS front panel with glass
Accessories	Optional	Surface mount Installation boxes	WB200 - Surface mount wall box for WP & DWP series
		Flush mount Installation boxes	Flush mount box for 45 x 45 mm wall panel - Solid wall - WB45S/FS
			Flush mount box for 45 x 45 mm wall panel - Hollow wall - WB45S/FG

Standards & regulations:

CE	LVD	Compliant to EN 62368
	EMC	Compliant to EN 55032, EN55024, EN 61000-3-2/3
CB		Compliant to IEC 62368
FCC		Part 15C
cTUVus		Compliant to IEC 62368+UL62368
RoHS		Compliant
Reach compliant		Compliant

Variants:

- WP210/B - Black version
- WP210/W - White version


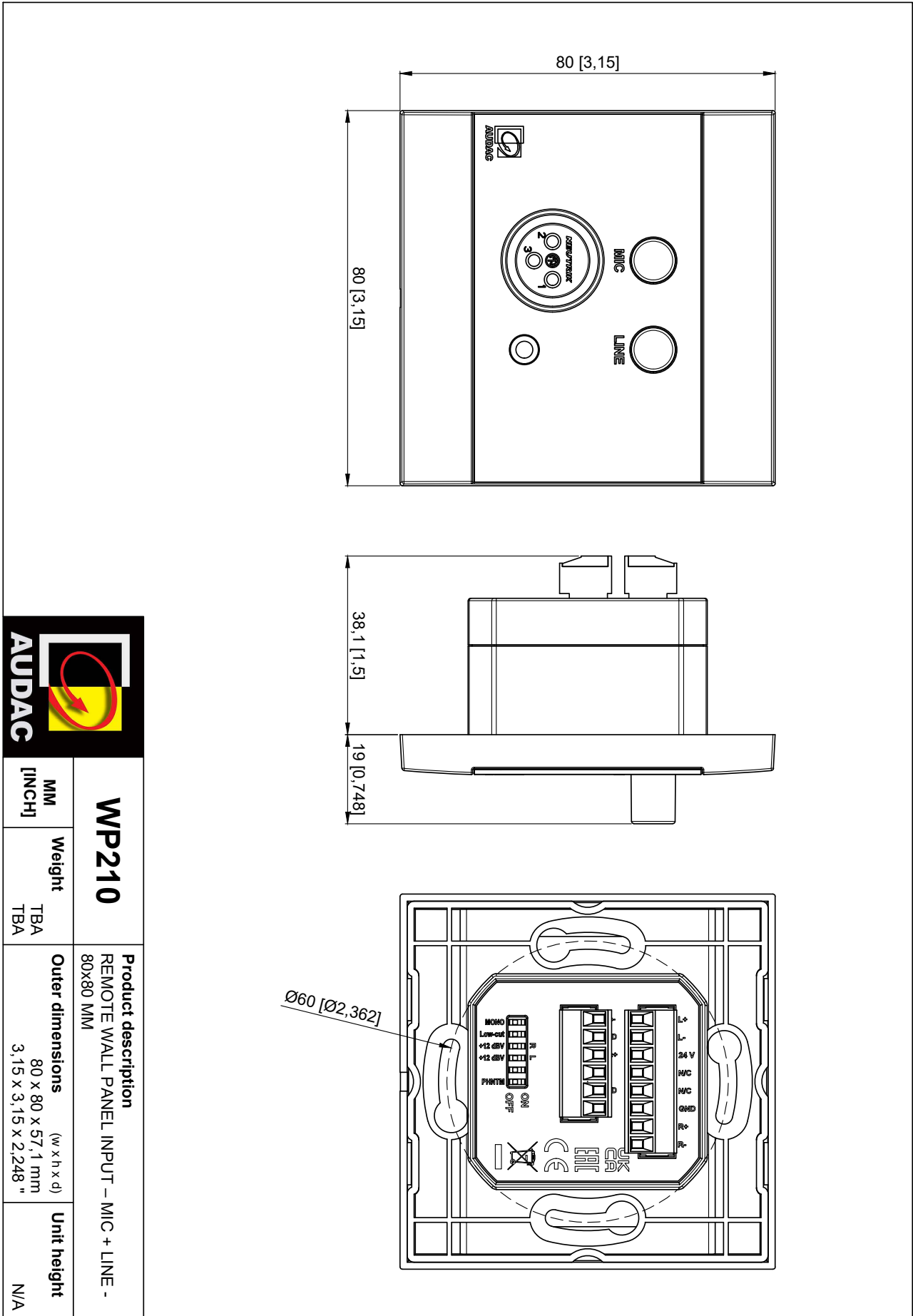
Architects' and Engineers' Specifications:

The remote wall mixer shall be used to convert signals coming from a stereo line-level audio source (such as a tuner, mobile devices, ...) or balanced microphone to the level corresponding to the differential signal input. The input level of the Mic or Line signals shall be individual controllable. By providing them with their own knob, the signals can be mixed together. An XLR connector shall be provided as a microphone input, and a 3.5 mm stereo jack connector as a line input. A 6-pin terminal block shall be provided at the back of the device for a permanent input connection.

The wiring between the wall panel and various AUDAC hardware shall be done by using standard CAT5e or better cabling which transfers audio signal to the analogue AUDAC hardware while providing the power supply for the wall panel. The connection shall be made through an 8-pin Terminal Block Connector provided on the backside of the wall panel.

The back of the device must contain 6 DIP switches. These DIP switches must enable or disable following functions: Mono-mode, low-cut, 0dB to 12dB switchable (left or right) and Phantom power.

The wall panel housing shall be constructed out of ABS with a front panel of glass. The device must have a build-in depth of 52,7mm and must be compatible with most standard EU (80x80 mm) style in-wall boxes for solid and hollow walls. Its weight shall not exceed 0.072 kg.



WP210		Product description	Unit height
MM [INCH]	Weight	REMOTE WALL PANEL INPUT – MIC + LINE - 80x80 MM	N/A
TBA	TBA	Outer dimensions (w x h x d)	
		80 x 80 x 57,1 mm 3,15 x 3,15 x 2,248 "	